



GLASS PATIO ROOF

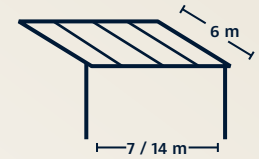
TERRAZZA ORIGINALE



Glass roof



Closed
Roof construction



Max. dimensions



On the house wall/
supporting wall connection frame

Awnings Patio roofs Glasoasen®

GLASS PATIO ROOF

TERRAZZA ORIGINALE

Terrazza Originals is characterised by soft rounded roof supports and clearly defined front design. Its characteristic profile geometry provides the patio roof with a classical look and blends harmoniously with residential buildings with traditional or detailed facade design.

The aluminium construction is designed for durability and combines stable load-bearing capacity with a balanced, contoured line. All profiles are only powder-coated after cutting – for uniform, corrosion-resistant and easy-care surfaces with a permanent consistent degree of colour and gloss. More than 200 frame colours are available.

The roof covering made of laminated safety glass ensures high light transparency with reliable load-bearing capacity. Complementary elements can be integrated and extended to fit perfectly – right up to the closed Glasoase®. This way, the Terrazza Originale remains flexibly plannable and fits your lifestyle.



Modular system – very easy to retrofit as a weinor Glasoase®

Highlights / Equipment



Timeless aesthetic design for modern, straight-lined architecture



Warm white light accents for atmospheric moments on your patio



Laminated safety glass roof covering – resilient and shatterproof

Additional quality accessories



Tempura Quadra heating system for pleasant warmth and more time outdoors

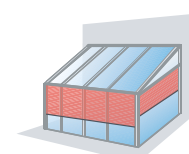
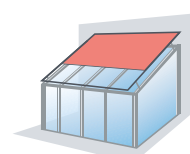
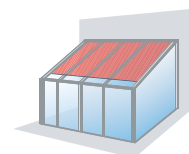


Accent light for targeted light accents on your patio



Outdoor curtains for a homely atmosphere and privacy protection – especially behind glass

Flexible shading from weinor for pleasant light, more peace and quiet, privacy and a balanced climate



Undermounted or roof-mounted awning: Sottezza Pure and Originale or WGM TOP
Vertical sun protection: VertiTEx II

Terrazza Originale – technical details

Technology

Max. roof width	7 m (1-part) / 14 m (coupled) all widths possible, depending on the number of posts
Min. – max. roof depth	3 m – 6.0 m
Max. span	Up to 7 m with 2 posts
Roof gradient	5° to 15°
Gutter drainage	Covered or outside
Snow load (roof)	750 N/m ²
Optional snow loads (roof)	Up to 5,500 N/m ²

Depending on the design, differing distances between centre lines and the resultant additional roof panels can occur. Further individual shapes and maximum dimensions possible upon request.

A wide range of frame colours for your patio roof and matching awning fabrics for integrated sun protection – perfectly matched to your architecture and style.

More information can be found under: weinor.com/architecture-mood

Individual control packages

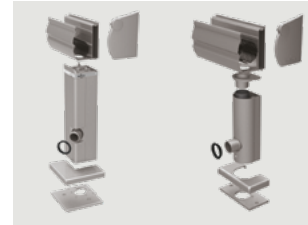
The fitting solution for all operation requests: A wide range of options for controlling weinor patio roofs, integrated lighting and supplementary awnings exist – via cable, remote control or smart home, via hand transmitter, smartphone or automatic weather control.

More information under: weinor.com/control



More information under: weinor.com/terrazzaoriginale

Installation and model versions



Rainwater is systematically drained from the pipe integrated into the post



Wall connection frame

Rain drainage

The integrated water drainage system drains rainwater in a controlled manner through the height-adjustable post – maintenance-friendly and concealed in the construction.

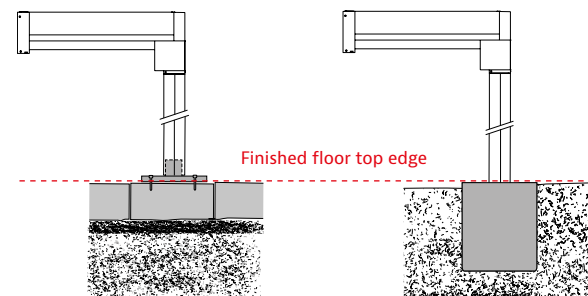


Post corner water outlet

Statics and stability

Glass patio roofs from weinor are calculated statically and suitable for different snow load zones in Germany and Austria. Depending on the model, loads from 75 to 550 kg/m² are possible with weinor.

Installation examples



Post attachment on concrete floor slabs or foundations

Foundation



Supporting wall connection frame, load distribution in case of non-load-bearing house wall