

weinor

GLASS PATIO ROOF

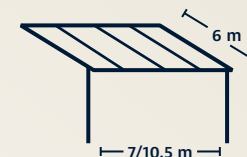
TERRAZZA SEMPRA



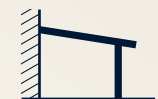
Glass roof



Closed
Roof construction



Max. dimensions



On the house wall/
supporting wall connection frame

GLASS PATIO ROOF

TERRAZZA SEMPRA

The Terrazza Semptra stands for a clear, linear roof architecture with a consciously visible slope. Its precise lines underline modern, functional building structures and blend harmoniously with contemporary architecture.

The aluminium construction is designed for stability and durability. All profiles are powder coated after cutting – for uniform, corrosion-resistant surfaces with a permanent degree of colour and gloss. More than 200 frame colours enable accurate coordination with the facade and surroundings. The roof covering made of laminated safety glass offers high light transparency with reliable load capacity. Integrated water supply and concealed drainage ensure a technically clean solution. Thanks to its modular design, the Terrazza Semptra can be flexibly extended – all the way to a closed Glasoase®. This creates a patio roof which combines architectural clarity with functional safety.

**Modular system –
very easy to retrofit
as a weinor Glasoase®**



Highlights / Equipment



Timeless aesthetic design for modern, straight-lined architecture



Optionally coloured or warm white light accents for atmospheric moments



Roof covering made of laminated safety glass – resilient and shatterproof

Additional quality accessories



Tempura Quadra heating system for pleasant warmth and more time outdoors

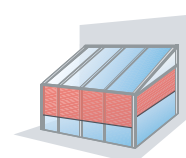
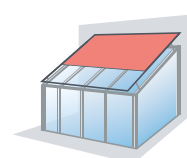
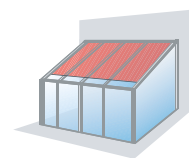


Accent light for targeted light accents on your patio



Outdoor curtains for a homely atmosphere and privacy protection – especially behind glass

Flexible shading from weinor for pleasant light, more peace and quiet, privacy and a balanced climate



Undermounted or roof-mounted awning: Sottezza Pure and Originale or WGM Top
Vertical sun protection: VertiTEx II

Terrazza Sempra – technical details

Technology

Max. roof width	7 m (1-piece) / 10.5 m (coupled) All widths possible, depending on the number of posts and coupling
Min. – max. roof depth	3 – 6 m
Max. span	Up to 7 m with 2 posts
Roof gradient	5° to 15°
Gutter drainage	Covered or outside
Snow load (roof)	750 N/m ²
Optional snow loads (roof)	Up to 5,500 N/m ²

Depending on the design, differing distances between centre lines and the resultant additional roof panels can occur. Further individual shapes and maximum dimensions possible upon request.

A wide range of frame colours for your patio roof as well as matching awning fabrics for integrated sun protection – perfectly matched to your architecture and style.

More information can be found under: weinor.com/architecture-mood

Individual control packages

The fitting solution for all operation requests: A wide range of options for controlling weinor patio roofs, integrated lighting and supplementary awnings exist – via cable, remote control or smart home, via hand transmitter, smartphone or automatic weather control.

More information under: weinor.com/control




More information under: weinor.com/terrazzasempra

Distinguished with:



Installation and model versions



Rainwater is systematically drained from the pipe integrated in the post



Wall connection frame



Coupled roofs

Rain drainage

The integrated water drainage system diverts rain in a controlled manner through the height-adjustable post – maintenance-friendly and concealed in the construction.

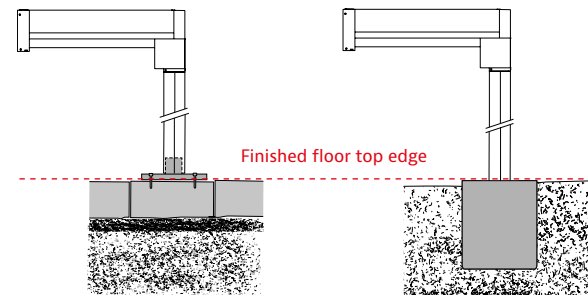


Post corner water outlet

Statics and stability

Glass patio roofs from weinor are calculated statically and suitable for different snow load zones in Germany and Austria. Depending on the model, loads from 75 to 550 kg/m² are possible with weinor.

Installation examples



Post attachment on concrete floor slabs or foundations

Foundation



Load-bearing wall connection frame, load transfer in case of non-load-bearing house wall