



GLASS PATIO ROOF

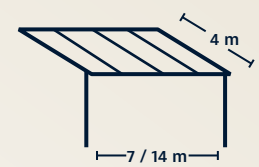
TERRAZZA PURE MAX



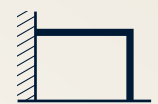
Glass roof



Closed
Roof construction



Max. dimensions



On the house wall/
supporting wall connection frame

GLASS PATIO ROOF

TERRAZZA PURE MAX

The Terrazza Pure MAX stands for generous glass surfaces and a clear design language. It enables wide-ranging roof constructions without disturbing middle posts. This creates an open transition between the home and garden with a free view outdoors.

Designed for large spans, the aluminium construction combines stability with slim lines – for large spans without disturbing interruption. All profiles are powder-coated only after cutting – for uniform, corrosion-resistant and easy-care surfaces with a permanent consistent degree of colour and gloss. More than 200 frame colours are available.

The roof covering made of laminated safety glass ensures high light transparency with high load capacity. Complementary elements can be integrated and extended to fit perfectly – right up to the closed Glasoase®.

Modular system –
very easy to retrofit
as a weinor Glasoase®



Highlights / Equipment



Timeless aesthetic design for modern, straight-lined architecture



Optionally coloured or warm white light accents for atmospheric moments



Five decorative panels for a design which matches your taste precisely

Additional quality accessories



Tempura Quadra heating system for pleasant warmth and more time outdoors

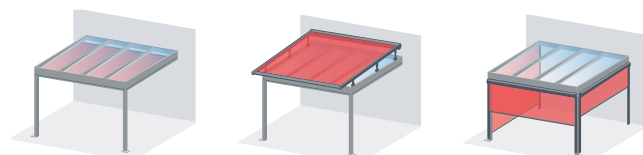


Accent light for targeted light accents on your patio



Outdoor curtains for a homely atmosphere and privacy protection – especially behind glass

Flexible shading from weinor for pleasant light, more peace and quiet, privacy and a balanced climate



Undermounted or roof-mounted awning: Sottezza Pure and Originale or WGM TOP
Vertical sun protection: VertiTEx II

Terrazza Pure MAX – technical details

Technology

Max. roof width	7 m (1-part) / 14 m (coupled) All widths possible, depending on the number of posts
Min. – max. roof depth	1.45 m – 4.0 m
Max. span	Up to 7 m with 2 posts (depending on roof depth and snow load)
Glass slope (up to 2.59 m roof depth)	3.2°
Glass slope (up to 4.0 m roof depth)	2.1°
Gutter drainage	Concealed
Snow load (roof)	750 N/m ² (corresponding to 94 kg/m ² ground snow load)
Optional snow loads (roof)	Up to 5,500 N/m ²

Depending on the design, differing distances between centre lines and the resultant additional roof panels can occur. Other individual shapes and maximum dimensions possible upon request.

A wide range of frame colours for your patio roof and matching awning fabrics for integrated sun protection – perfectly matched to your architecture and style.

More information can be found under: [weinor.com/architecture-mood](https://www.weinor.com/architecture-mood)

Individual control packages

The fitting solution for all operation requests: A wide range of options for controlling weinor patio roofs, integrated lighting and supplementary awnings exist – via cable, remote control or smart home, via hand transmitter, smartphone or automatic weather control.

More information under: [weinor.com/control](https://www.weinor.com/control)



For further information, please visit:
[weinor.com/terrazza-pure-max](https://www.weinor.com/terrazza-pure-max)

Installation and model versions



Downpipe ducts



Side wall profile



Coupled roofs

Rainwater drainage

The integrated water drainage system drains rainwater in a controlled manner through the height-adjustable post – maintenance-friendly and concealed in the construction.



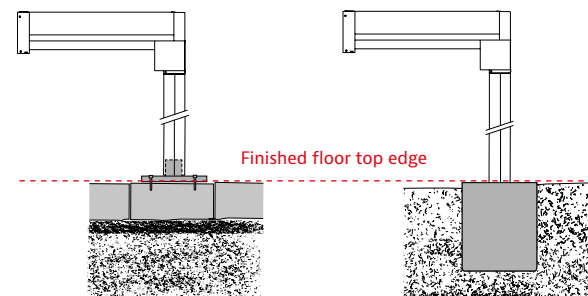
Post corner water outlet

Statics and stability

Glass patio roofs from weinor are calculated statically and suitable for different snow load zones in Germany and Austria. Depending on the model, loads from 75 to 550 kg/m² are possible with weinor.



Installation examples



Post attachment on concrete floor slabs or foundations

Foundation



Supporting wall connection frame, load distribution in case of non-load-bearing house wall